









## Year 6 – Writing overview.

Year 6	Autumn 1	Autumn 2	Spring 1	Spring 2	Summer 1	Summer 2
<p><b><u>Writing purpose:</u></b></p>	<p><b><u>To entertain:</u></b></p>  <p>Setting description Character description</p>	<p><b><u>To entertain:</u></b></p>  <p>Narratives with link to diversity. Classic/narrative Poetry</p>	<p><b><u>To inform/Persuade:</u></b></p>  <p>Biography/autobiography Formal persuasive letter</p>	<p><b><u>To entertain/discuss:</u></b></p>  <p>Stories from other cultures Balanced argument</p>	<p><b><u>To persuade/Inform:</u></b></p>  <p>Persuasive advertising Non-chronological reports</p>	<p><b><u>To entertain/discuss:</u></b></p>  <p>Modern narrative based on video/short film. Choral/performance poetry</p>
<p><b><u>Text level features:</u></b></p>	<p>Develop setting, atmosphere, and character</p>	<p>Develop setting, atmosphere and character including through dialogue Build cohesion within and across paragraphs Select appropriate grammar and vocabulary to change or enhance meaning</p>	<p>Use advanced organisational and presentational devices. Identify the audience and purpose before writing and adapt accordingly.</p>	<p>Develop setting, atmosphere and character including through dialogue *Build cohesion within and across paragraphs *Select appropriate grammar and vocabulary to change or enhance meaning</p>	<p>Use advanced organisational and presentational devices. Identify the audience and purpose before writing and adapt accordingly</p>	<p>Develop setting, atmosphere and character including through dialogue.  Discuss and record ideas (discuss, argue, present, analyse, persuade, review) Bias/balanced</p>
<p><b><u>Punctuation/grammar components.</u></b></p>	<p>Personification  Semi colons to mark boundary between clauses.  Vocabulary to create atmosphere and describe settings/characters.  Hyphens to avoid ambiguity.</p>	<p>Dialogue to advance action/portray character.  Cohesive devices: synonymous nouns/pronouns.  Metaphors Similes</p>	<p>Colons to show the boundary between independent clauses.  Semi colons within complex lists.  Maintain writing in the correct tense.  Subjunctive form.</p>	<p>Cohesive devices within and across paragraphs (adverbials/synonymous nouns).  Dialogue to advance action/portray character.</p>	<p>Consolidation of any punctuation.  Persuasive writing techniques emotive language &amp; exaggeration</p>	<p>Consolidation</p>

Writing in Year 6 begins with consolidation of Key objectives from previous year groups, to ensure these are embedded prior to learning, applying and then consolidating Year 6 writing objectives. Children in Year 6 spend their time consolidating their understanding of the 4 main purposes of writing. Where punctuation and grammar components are introduced in the outline above, teachers may also choose to adapt the teaching of these and choose to embed some misconceptions that have arisen as part of day-to-day teaching.