

Colour and Light



Early Learning Goal	Characteristics of Effective Learning	Colour and Light
<p>Understanding the World</p> <ul style="list-style-type: none"> Explore the natural world around them, making observations and drawing pictures of animals and plants; Know some similarities and differences between the natural world around them and contrasting environments, drawing on their experiences and what has been read in class Understand some important processes and changes in the natural world around them, including the seasons and changing states of matter. 	<p>Playing and Exploring</p> <ul style="list-style-type: none"> Respond to new experiences that you bring to their attention. <p>Active Learning</p> <ul style="list-style-type: none"> Use a range of strategies to reach a goal they have set themselves. <p>Creating and thinking critically</p> <ul style="list-style-type: none"> Know more, so feel confident about coming up with their own ideas. Make more links between those ideas 	<p><u>Light and shadows</u></p> <p>Know that light enables us to see</p> <p>Know that darkness is the absence of light</p> <p>Know that the following are natural sources of light - Sun, Fire, Lightning</p> <p>Know that the following are man-made sources of light - Lightbulb, television screen</p> <p>Know that a source is where the light begins or comes from.</p> <p>Electricity is used to power man-made light sources. The electricity is created in a power station and carried in wires to our houses.</p> <p>Electricity can be stored in batteries to be used in a torch</p> <p>A long time ago people used candles to light their homes.</p> <p>Know that the sun is a ball of fire in the sky and provides us with our daylight and our heat.</p> <p>The sun's light shines on the moon and makes it look as if it is shining.</p> <p>The moon is not a source of light. Know that light travels in a straight line (demonstrate with a torch) Know that a shadow occurs when the light is blocked.</p> <p>Know how to make different shadows with your hand in torchlight.</p> <p>Know that moving your hand nearer the source of light makes the shadow larger.</p> <p>Know that moving your hand further away from the torch makes the shadow smaller.</p> <p><u>Diwali</u></p> <p>Know that Diwali is the Hindu festival of lights.</p> <p>Know that Hindus are people who follow Hinduism which is an Indian religion.</p> <p>Know that they celebrate the story of Rama and Sita and the goddess Lakshmi (the goddess of wealth)</p> <p>Read Rama and Sita: The Story of Diwali by Malachy Doyle</p> <p>Know that people celebrate by spring cleaning, decorating the house with lights, wearing new clothes, exchanging presents, eating special food and having a firework display.</p> <p>Know that people light lots of small oil lamps called Diya or Diwa lamps and place them around their home to remember how Rama and Sita were welcomed home. Hindus believe that lighting the lamps means Lakshmi will visit them and bring them wealth.</p>



Diya or Diwa lamps

In India, people leave their doors and windows open to let Lakshmi come in
 Know that **Rangoli** (patterns) are drawn on the floors of the houses including the **lotus flower**

Know that the lotus flower is a special and sacred flower for Hindus (meaning that it is believed to be holy and connected to god)

Technology

Using Google Maps to identify areas in which celebrate Diwali
 Know that Diwali is not just celebrated in these places and that people in different countries will celebrate this

Personal, Social and Emotional Development

Know that when we play with our friends we should **share** resources by **taking turns**.
 Know that it's good to listen to each other and this helps us to form good relationships with friends and adults.
 Know about the boundaries and behavioural expectations in the setting and what we need to do to follow them (sharing, class charter, being kind).
 Know that in play you need to develop the confidence to talk to others.
 Know that it's okay to ask for help.

Physical Development

Revise and refine the fundamental movement skills they have already acquired:
rolling - crawling - walking - jumping - running - hopping - skipping – climbing

Use a **comfortable grip** with good control when holding pens and pencils

Expressive Art and Design

Exploring line: Kandinsky

Know that Wassily Kandinsky was a painter from **Russia** (identify Russia on a map)



Wassily Kandinsky 1866- 1944

Know that when he was 30 he went to **art school** to learn how to paint and draw.

Know that Kandinsky thought a lot about what colours mean and how they make people feel.

He believed that colours had a **soul**.


Know that he was one of the first painters to stop painting pictures of objects and instead paint just using colours and shapes.

He believed that this let him paint honestly about his **feelings**.

Know that Kandinsky would often listen to music while he painted and try to paint what he heard. He was friends with a **composer** called Arnold Schoenberg and listened to his music to help him paint (Listen to Schoenberg's Piano Concerto

<https://www.youtube.com/watch?v=JEY9ImCZblc>)

Know that other painters learned a lot from Kandinsky's ideas. Look at the following pieces of art by Wassily Kandinsky



Colour Studies: Squares with Concentric Circles
by Wassily Kandinsky

Know that line art or line drawing is any image that consists of **distinct straight or curved lines**.

Know that line art can represent two- or three-dimensional objects.

Know line art can consist of different colours



SH Raza 1992 - 2016

Know that SH Raza is a famous Indian artist and is famous for painting with shapes and colour.



Music

Sung to the original tune of
'Twinkle Twinkle little star'

Twinkle twinkle lamps so bright
All around us giving light.
Flickering, dancing around the
room
Send away the dark and gloom
Twinkle twinkle lamps so bright
Celebrate with us tonight.

Twinkle twinkle little light
Glowing strongly, small but bright
Tell the tale of long ago -
Rama and Sita coming home.
Twinkle twinkle little light
Diwali's here and starts tonight!

Compile a class playlist of class favourite music to support with our art work linked back to what Kandinsky would do.

Festival and Celebrations

Bonfire Night

Know that Bonfire Night happens on 5th November

Know that we **celebrate** this event on this day because we remember when **Guy Fawkes** tried to blow up the **houses of parliament** and King James I a long time ago and was caught before he could do it. Know that we celebrate this by lighting bonfires, burning a '**guy**' and setting off fireworks. Know the following firework safety rules

1. Never throw fireworks
2. Keep fireworks in a closed box

3. Always wear gloves with sparklers
4. Keep pets indoors
5. Stand well back
6. Never go back to a lit firework

Remembrance Sunday

Know that Remembrance Day is on the 11th November every year

Know that it is an event that commemorates the end of World War 1, which ended on 'the 11th hour of the 11th day of the 11th month' in 1918.

Know that we remember the people who have died in wars on Remembrance Sunday.

Know that the **poppy** is used as a symbol of the day because they grew on the battlefields after World War 1 when many people died over a hundred years ago.




Know that a poppy is a red flower

Additional Experiences

Continuous Provision Opportunities

- Creative area – black paper, coloured chalk, coloured sand, glitter glue, tubes – rocket making,
- Playdough area – black dough with sparkles
- Phonics area – sound cards, writing materials
- Construction area – bonfire safety posters / fire engine small world
- Maths area – counting topic related items, weighing topic related items / sorting topic related items
- Observation area – torches, using batteries and electricity
- Investigation area – shadows, shadow puppets, autumn finds
- Literacy area – bordered paper, word mats and vocabulary
- Outdoor area – sorting autumn leaves, observing and talking about the weather and changes. Taking turns, developing independence and patience.

Direct Teaching of Vocabulary

	 Anchor words	 Goldilocks words (not too easy, not too hard, just right)	 Step on words
nouns	sun fire moon candle	lightbulb lightning electricity wires battery / batteries torch India Poppy Bonfire Night Fireworks	power station Shadow Divali Hindu Religion Rangoli Lotus Flower Russia Composer Guy Fawkes Houses of Parliament Remembrance Day Peace
verbs	to move up down	Cleaning Celebrating / to celebrate rolling - crawling - walking - jumping - running - hopping - skipping - climbing feelings - to feel sad, happy, excited, upset	Spring Cleaning to feel – confused, disappointed, joyful
adjectives	light dark	shining brightly / bright / brighter	natural-sources (of light) man-made sources (of light) straight (lines) curved (lines)