

Christmas



Early Learning Goal	Characteristics of Effective Learning	INCARNATION
<ul style="list-style-type: none"> ● Know some similarities and differences between things in the past and now, drawing on their experiences and what has been read in class ● Understand the past through settings, characters and events encountered in books read in class and storytelling; ● Know some similarities and differences between different religious and cultural communities in this country, drawing on their experiences and what has been read in class 	<p>Playing and Exploring</p> <ul style="list-style-type: none"> - Plan and think ahead about how they will explore or play with objects. - Respond to new experiences that you bring to their attention. <p>Active Learning</p> <ul style="list-style-type: none"> - Use a range of strategies to reach a goal they have set themselves. <p>Creating and thinking critically</p> <ul style="list-style-type: none"> - Take part in simple pretend play. For example, they might use an object like a brush to pretend to brush their hair, or 'drink' from a pretend cup. - Sort materials. For example, at tidy-up time, children know how to put different construction materials in separate baskets. Reviewing how well the approach worked 	<p>Understand that Christmas is a birthday celebration everyone can join in. However, Christians want to celebrate the faith aspects of the festival.</p> <p>Unpack a special Christmas box and find things inside which indicate the importance of Christmas. – Cards with nativity scenes, decorations, party food, Father Christmas, special food. (importance of acting out the nativity play / singing carols included in this.)</p> <p>Mary and Joseph travelled to Egypt with baby Jesus and he was safe.</p> <p>Know that in the UK we have a number of Christmas traditions. These include</p> <ul style="list-style-type: none"> ● Decorating home with holly, ivy and mistletoe ● Putting up a decorated Christmas tree often with lights ● Singing Christmas carols ● Exchanging gifts ● Eating a special meal including Turkey and Brussel Sprouts ● Listen to the Queen's speech ● Watching a pantomime <p>Know that Christmas day is on the 25th December and that the day after Christmas (26th December) is called Boxing Day. This is because long ago people collected donations in church for the poor in boxes and gave them out on this day.</p> <p>Know how to sing the following Christmas carols - Silent night, Rudolph the Red Nosed Reindeer, Jingle Bells, Away in a manger, We will rock you, Santa Claus is coming to town. (Using original lyrics and traditional music where possible)</p> <p>Read the Christmas Story by Ian Beck</p> <p><u>Advent & Christmas</u></p> <p>Know the Christmas story (including the information set out below)</p>

The **Angel Gabriel** visited **Mary** and told her that she was going to have a baby called **Jesus**. The baby would be God's son.

Mary and **Joseph** had to travel to **Bethlehem** to **register** in a **census**.

An **innkeeper** in Bethlehem let Mary and Joseph stay in his **stable** for the night.

Baby Jesus was born in the stable.

At the same time, an angel appeared to some **shepherds**.

The angel told them that the son of God had been born in Bethlehem.

The shepherds walked to Bethlehem to visit the baby Jesus.

Far away in the East, 3 **wise men** saw a bright star in the sky. They knew it meant that a new king had been born and followed the star.

On the way they came to King **Herod's** palace. Herod was curious about the new king: he asked the wise men to tell him where the baby was.

The wise men reached Bethlehem.

They gave Jesus gifts of **gold, frankincense and myrrh**. (Know that gold is a precious metal, frankincense and myrrh are made from plants and are burned to produce a sweet smell often in religious ceremonies)

That night, the wise men had a dream warning them not to tell King Herod where Jesus was. They did not return to King Herod's palace.

Herod began to search for the baby Jesus. He ordered that all the baby boys in Bethlehem be killed.

Joseph had a dream where an angel told him to take Mary and Jesus to **Egypt**.

Know that each **adult** was once a **baby**. ... all adults to bring in baby photos. Can children draw themselves as a baby / bring in baby pictures.

Know special stories about Jesus. – say what happened in each one. Jesus healed a little girl. **Jesus** stopped a storm at sea / Jesus fed a great crowd / Jesus taught people about **God**




Establish the figures in the **Nativity**. Know who they are and what they represent. Able to retell the story. Able to discuss the importance of the figures. Find **Christmas** cards with scenes from the nativity and talk about who's who.

		<p>Talk about what people might do nowadays if they heard a very important person had been born. (Link this to what their families did when they were born)</p> <p>Retell the nativity. Understand why Christians retell the Christmas story.</p> <p>Know why giving presents is important for Christians at Christmas. Learn that Christians also try to do good deeds at Christmas e.g. helping the needy or poor.</p> <p>Listen to carols that tell about the nativity.</p>
--	--	--

Continuous Provision Opportunities

- Investigation station – Tessa and Toms special Christmas box.
- Small world – nativity – set up by children
- Literacy – Christmas story / stories about Jesus.
- Creative – peg dolls to make nativity figures
- Paint – printing of nativity figures
- Home corner – range of dressing up / Christmas cards with nativity scenes on them.
- Music – opportunities to listen to Christmas carols

Direct Teaching of Vocabulary

	 Anchor words	(not too easy, not too hard, just right)  Goldilocks words	 Step on words
nouns	Jesus God Present stable	nativity Christians carols	Advent Figures (good) Deeds
verbs	Give sing	Celebrate Decorate pray	worship
adjectives	Long ago poor	Past wise	Heavenly