

Elsecar Holy Trinity Primary Academy

End of Key Stage Data

2021/2022

Elsecar Holy Trinity Primary Academy

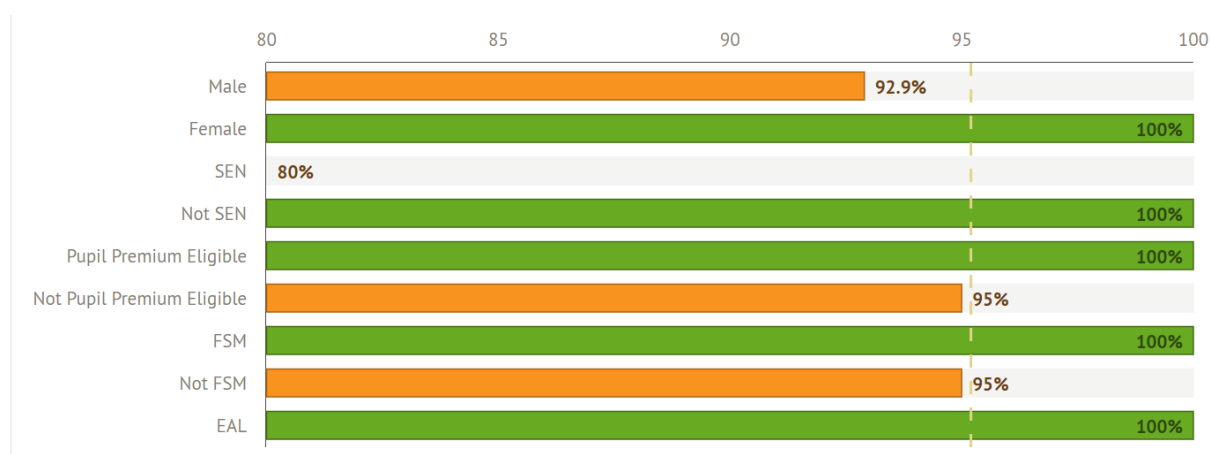
EYFS

EHT GLD	Local	National
68%	66.5%	65%

COMMUNICATION AND LANGUAGE 94%	
LISTENING, ATTENTION & UNDERSTANDING	92%
SPEAKING	96%
PERSONAL, SOCIAL AND EMOTIONAL DEVELOPMENT 89%	
SELF-REGULATION	88%
MANAGING SELF	92%
BUILDING RELATIONSHIPS	88%
PHYSICAL DEVELOPMENT 96%	
GROSS MOTOR SKILLS	100%
FINE MOTOR SKILLS	92%
LITERACY 83%	
COMPREHENSION	98%
WORD READING	84%
WRITING	68%
MATHS 88%	
NUMBER	92%
NUMERICAL PATTERNS	84%
UNDERSTANDING THE WORLD 96%	
PAST AND PRESENT	96%
PEOPLE, CULTURE AND COMMUNITIES	96%
THE NATURAL WORLD	96%
EXPRESSIVE ARTS AND DESIGN 100%	
CREATING WITH MATERIALS	100%
BEING IMAGINATIVE AND EXPRESSIVE	100%

EHT Phonics	National
95%	Not yet published

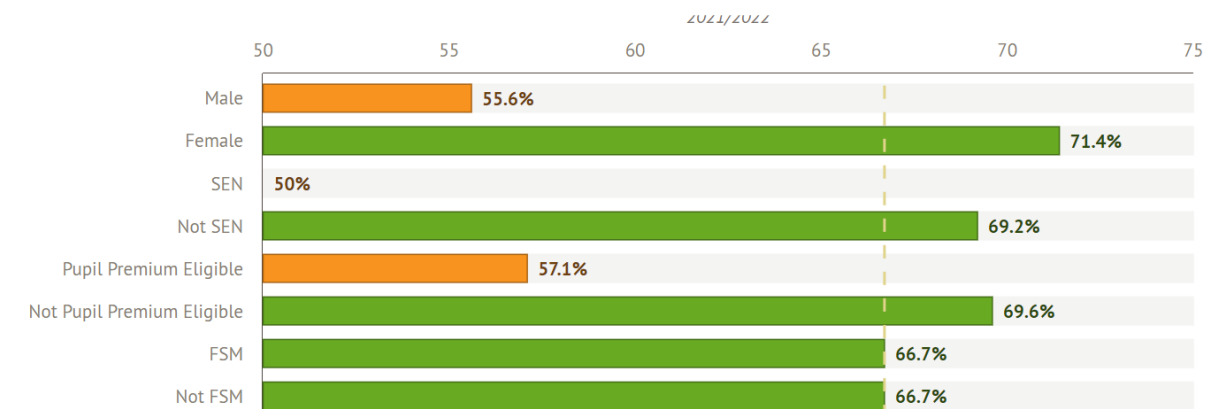
Comparative Data



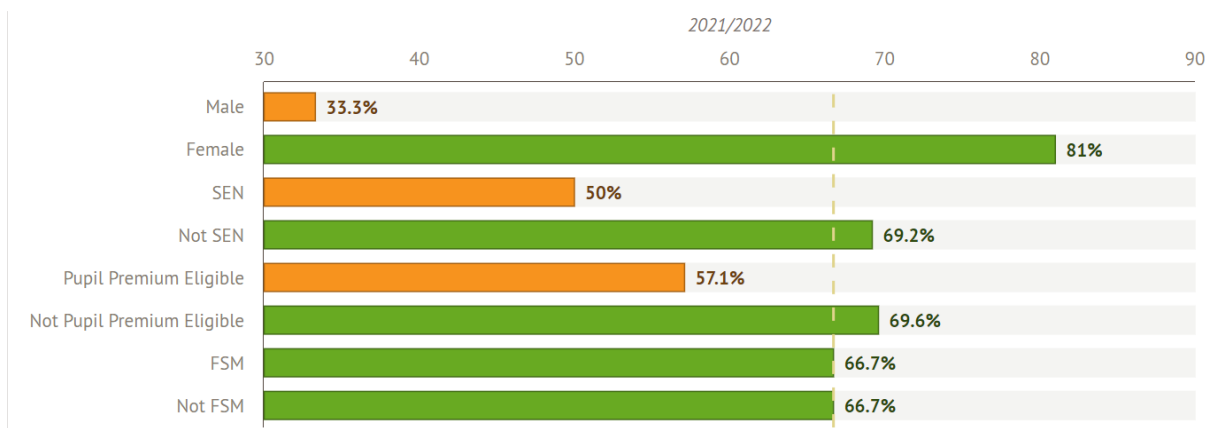
KS1 Outcomes

Subject	EHT	National
Reading	67%	N/A
Reading GD	23%	N/A
Writing	40%	N/A
Writing GD	3%	N/A
Maths	67%	N/A
Maths GD	10%	N/A
Combined	40%	N/A
Combined GD	0%	N/A

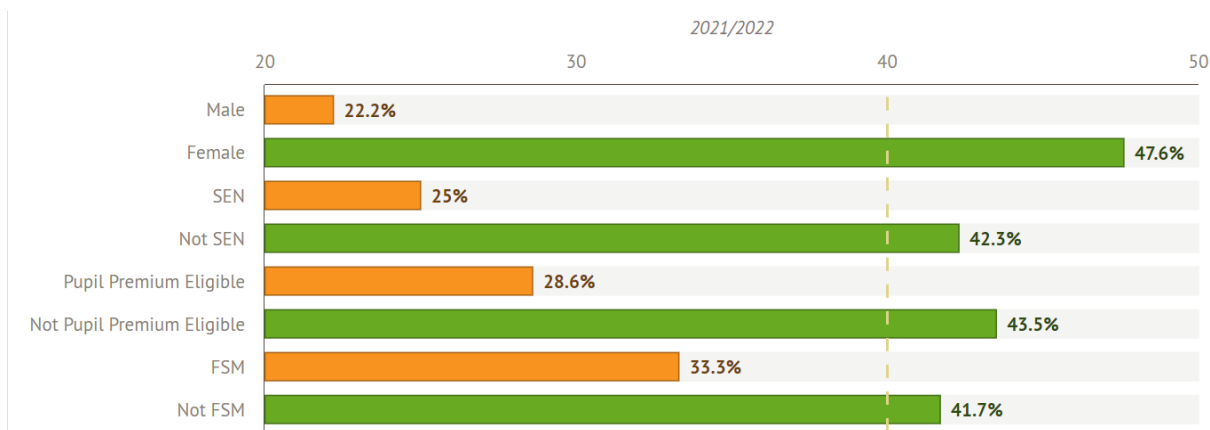
KS1 Expected Standard in Maths



KS1 Expected Standard in Reading



KS1 Expected Standard in Writing

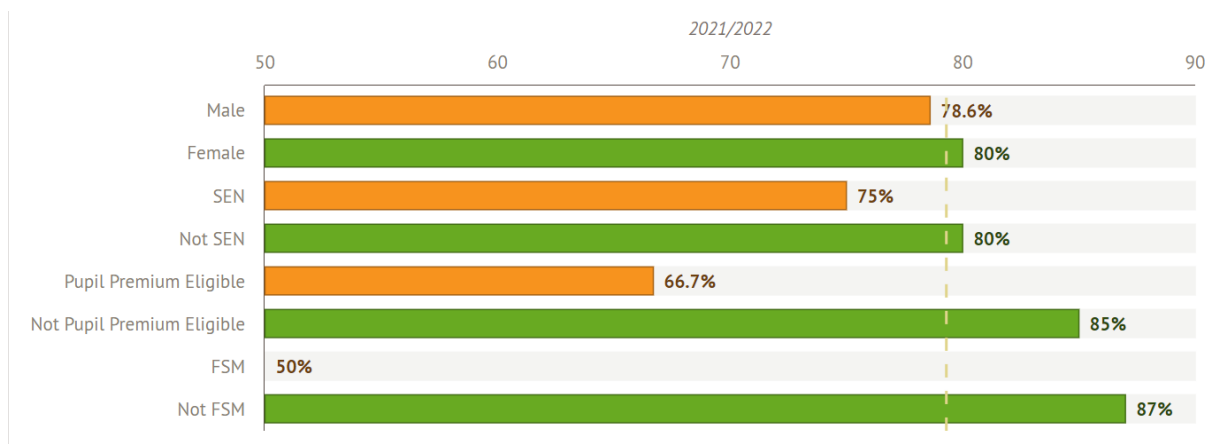


End of KS2 Assessments Outcomes

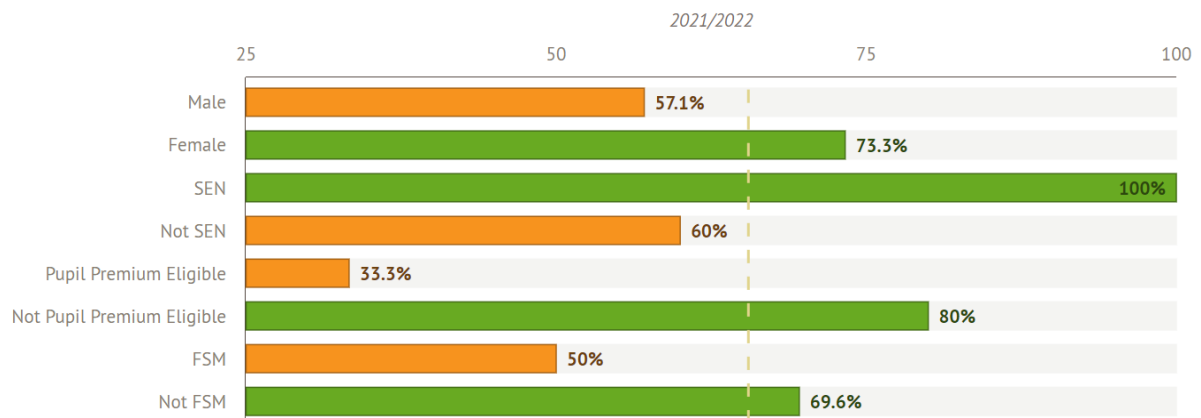
Subject	EHT	National
Reading	79%	74%
Reading GD	18%	N/A
Writing	66%	69%
Writing GD	3%	N/A
Maths	72%	71%
Maths GD	12%	N/A
GPAS	66%	72%
GPAS GD	12%	N/A
Combined	52%	59%
Combined GD	0%	N/A

Subject	EHT	National
Reading	105	105
Maths	104	104
GPAS	103	105

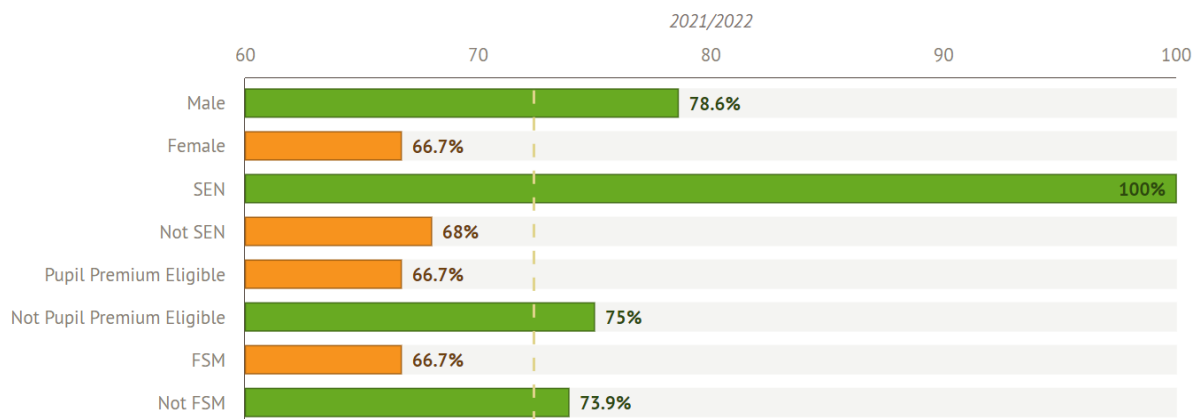
KS2 Expected Standard in Reading



KS2 Expected Standard in Writing






KS2 Expected Standard in Maths



Progress Measures KS1 – KS1 (Reading, Writing and Maths)

PROGRESS

Subject	Level	Elsecar Holy Trinity Church of England Voluntary Aided Primary (2038)		Local Authority - Barnsley	
		Value		Value	Gap
Reading	Avg. Prog. Score	-0.2		-0.1	-0.1
	Conf. Int.	±2.4	-2.60 to +2.20	±0.2	-0.30 to +0.10
Writing	Avg. Prog. Score	-1.8		0.1	-1.9
	Conf. Int.	±2.3	-4.10 to +0.50	±0.2	-0.10 to +0.30
Maths	Avg. Prog. Score	-0.1		0.5	-0.6
	Conf. Int.	±2.2	-2.30 to +2.10	±0.2	+0.30 to +0.70