

# ELSECAR HOLY TRINITY CHURCH OF ENGLAND VOLUNTARY AIDED PRIMARY

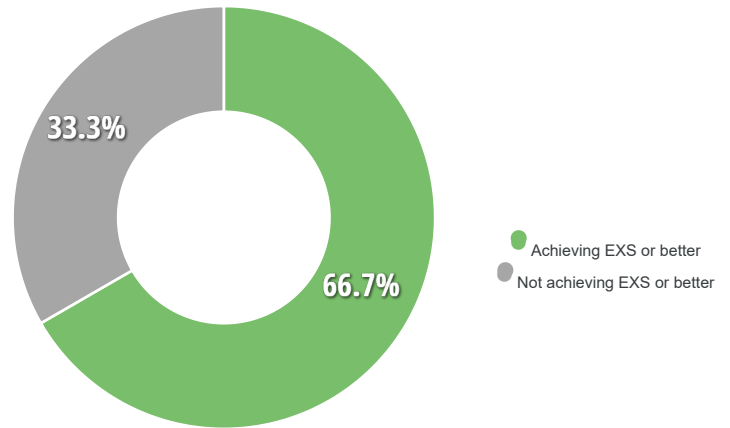
AC. YEAR: 2018/19 | AREA: ALL AREAS - KEY INDICATORS | COMPARATOR: NATIONAL

## KEY STAGE 1 | WRITING EXPECTED STANDARD

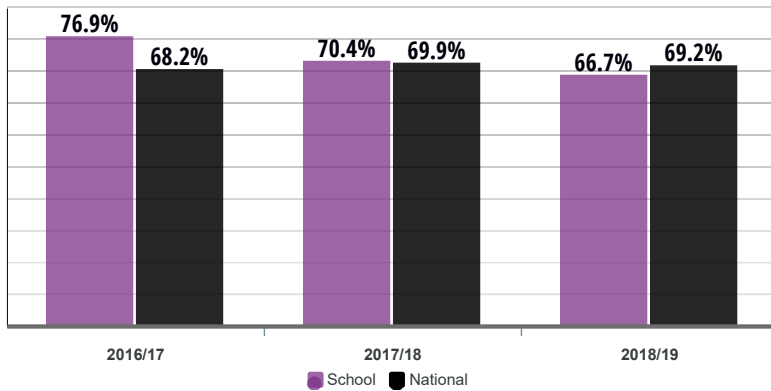
From a cohort of **30 pupils** in your school at the end of Key Stage 1, **66.7%** achieved the expected standard in Writing, a total of **20 pupils**.

**16.7%** achieved a greater depth in Writing, a total of **5 pupils**.

Key Stage 1: Writing Expected Standard | Value



Key Stage 1: Writing Expected Standard | Trend



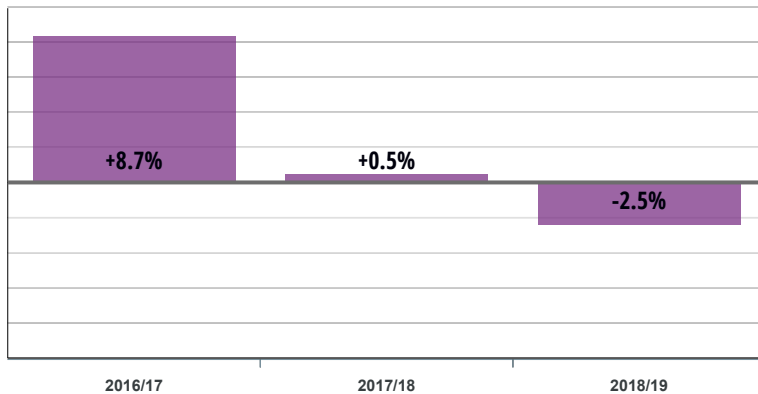
Your school's expected standard percentage in Writing has **decreased by 3.7%** from **70.4%** in 2017/18 to **66.7%** in 2018/19.

This is equivalent to approximately **1 fewer** pupils achieving the expected standard in 2018/19 compared to 2017/18.

Your school's average for the 3 academic years is **70.0%**.

# COMPARISON | NATIONAL

## Key Stage 1: Writing Expected Standard | Comparison Trend



**66.7%** achieved the expected standard in Writing in your school, **2.5% lower than** than the National average of **69.2%**.

This is equivalent to **1 fewer** pupils in your school achieving the expected standard compared to the National average.

Your school has been above the National average **2 times** in the last 3 academic years for the expected standard in Writing.

Your school's relative change for expected standard in Writing has **improved by 5.2%**, from **-8.2%** in 2017/18 to **-3.0%** in 2018/19 when compared to the National average.

While your school average for expected standard in Writing has **decreased by 3.7%**, from **70.4%** in 2017/18 to **66.7%** in 2018/19, the National average **decreased by 0.7%**, from **69.9%** in 2017/18 to **69.2%** in 2018/19.

## Key Stage 1: Writing Expected Standard | Relative Change

	2016/17 Value	→ Trend	2017/18 Value	→ Trend	2018/19 Value
School	76.9%	-6.5%	70.4%	-3.7%	66.7%
National	68.2%	+1.7%	69.9%	-0.7%	69.2%
<b>Relative Change</b>	-	<b>-8.2%</b>	-	<b>-3.0%</b>	-

# RANK

Your school is in **percentile 64** when compared to all schools nationally for the expected standard in Writing.

The schools in the same decile as you had between **65.4%** and **68.4%** of their cohort achieve the expected standard in Writing.

Your school **fell 9** places in the percentile rankings between 2017/18 and 2018/19, from **55** to **64**.

