

ELSECAR HOLY TRINITY CHURCH OF ENGLAND VOLUNTARY AIDED PRIMARY

AC. YEAR: 2018/19 | AREA: ALL AREAS - KEY INDICATORS | COMPARATOR: NATIONAL

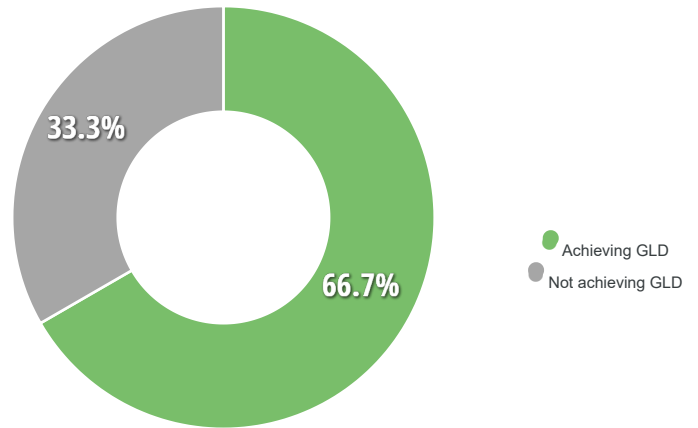
EYFSP | GOOD LEVEL OF DEVELOPMENT

From a cohort of **15 pupils** in your school being assessed using the early years foundation stage profile, **66.7%** are achieving a good level of development (GLD), a total of **10 pupils**.

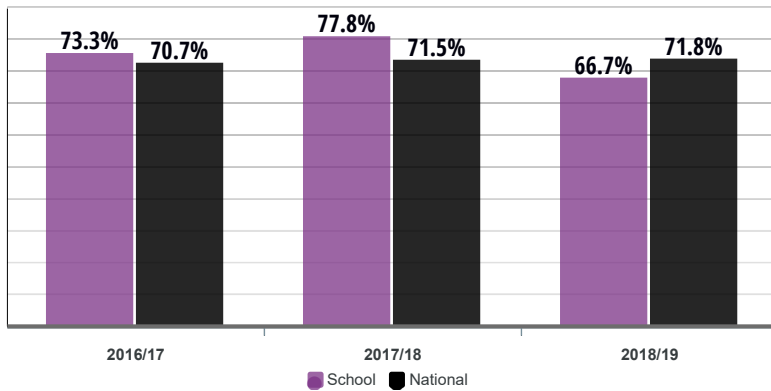
0.0% achieved an exceeding outcome in all 12 of the GLD area of learning goals, a total of **0 pupils**.

The average total points score, for your school, in all GLD goals is **23.7** out of a possible 36.

EYFSP: Good Level of Development | Value



EYFSP: Good Level of Development | Trend



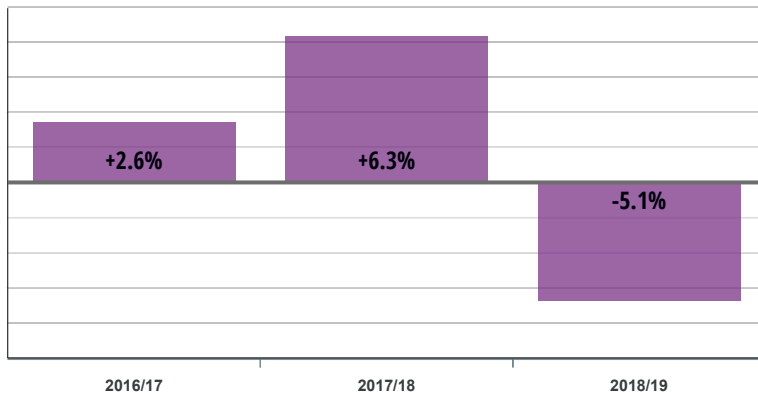
Your school's GLD percentage has **decreased by 11.1%** from **77.8%** in 2017/18 to **66.7%** in 2018/19.

This is equivalent to **2 fewer** pupils in your school achieving a good level of development in 2018/19 compared to 2017/18.

Your school's average GLD percentage for the last 3 academic years is **73.6%**.

COMPARISON | NATIONAL

EYFSP: Good Level of Development | Comparison Trend



66.7% achieved a good level of development in your school, **5.1% lower than** the National average of **71.8%**.

This is the equivalent of **1 fewer** pupils in your school achieving a good level of development compared to the National average.

Your school has been above the National average **2 times** in the last 3 academic years.

Your school's relative change for achieving a good level of development has **declined by 15.1%**, from **+3.7%** in 2017/18 to **-11.4%** in 2018/19 when compared to the National average.

While your school average for achieving a good level of development has **decreased by 11.1%**, from **77.8%** in 2017/18 to **66.7%** in 2018/19, the National average **increased by 0.3%**, from **71.5%** in 2017/18 to **71.8%** in 2018/19.

EYFSP: Good Level of Development | Relative Change

	2016/17 Value	→ Trend	2017/18 Value	→ Trend	2018/19 Value
School	73.3%	+4.5%	77.8%	-11.1%	66.7%
National	70.7%	+0.8%	71.5%	+0.3%	71.8%
Relative Change	-	+3.7%	-	-11.4%	-

RANK

Your school is in **percentile 72** when compared to all schools nationally for a good level of development.

The schools in the same decile as you had between **63.6%** and **67.8%** of their cohort achieve a good level of development.

Your school **fell 43** places in the percentile rankings between 2017/18 and 2018/19, from **29** to **72**.

